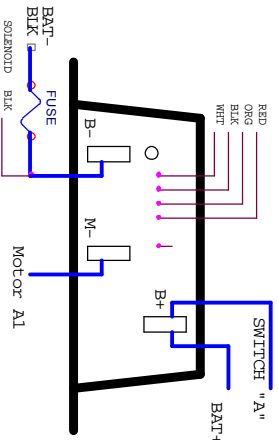


NP CONTROLLER INSTALLATION GUIDE

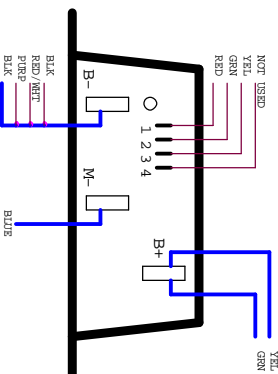
E-Z-GO

Wiring Diagrams



E-Z-GO 5 PIN HOOKUP

300NP (ITS) & 400NP (ITS) Have the EZ-GO 5-Pin Connector for EZ Installation, with ITS Throttle.



CLUB CAR HOOKUP

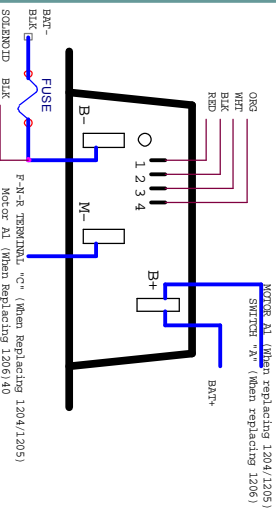
300NP (5K-0) & 400NP (5K-0) for Club Car are for 96 and newer cars with 5K-0 3wire Throttle.

Club Car

Wiring Diagram

Recommendation

D&D recommends that all motor controller applications have a fuse in the battery circuit. Many vehicles do not have a fuse, and will need to have one installed. The following fuses manufactured by Bussman or Littelfuse are acceptable: For controllers rated at 400 amps or less use ANN250. On controllers rated at 450 amps or more use ANN400.



E-Z-GO HOOKUP

300NP (0-5K) & 400NP (0-5K) for EZ-GO are for 94 and older cars with 0-5K Throttle

NP DC Series Non-Programmable Motor Controllers

Our NP Series motor controllers are designed to be stock replacement controllers for stock cars only. With a peak current rating they are not designed for lifted or high performance vehicles. For a high performance controller order our Programmable Series DC motor controllers. NP controllers are not programmable and must be ordered for the exact car you are installing them in.

D&D Motor Systems, Inc.
215 Park Ave.
Syracuse, NY 13204
www.ddmotorsystems.com
Phone: 315-701-0635
Fax: 315-701-0859